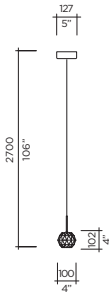
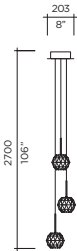


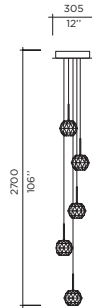
GEMMA SPECS



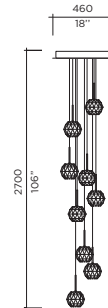
Model Size 100
 Ref. # MM.07.921.00
 Bulb G4 Bi-Pin 12v - 120V/220V
 1 x 10W (Standard lamp available)
 LED G-4 Bi-Pin LED 2700K
 120V/220V - 12V
 1 x 2W (optional)



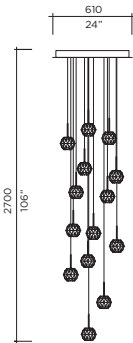
Model Size 100
 Ref. # 3MM.07.921.00
 Bulb G4 Bi-Pin 12v - 120V/220V
 3 x 10W (Standard lamp available)
 LED G-4 Bi-Pin LED 2700K
 120V/220V - 12V
 3 x 2W (optional)



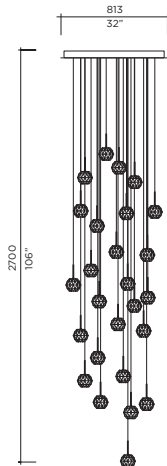
Model Size 100
 Ref. # 5MM.07.921.00
 Bulb G4 Bi-Pin 12v - 120V/220V
 5 x 10W (Standard lamp available)
 LED G-4 Bi-Pin LED 2700K
 120V/220V - 12V
 5 x 2W (optional)



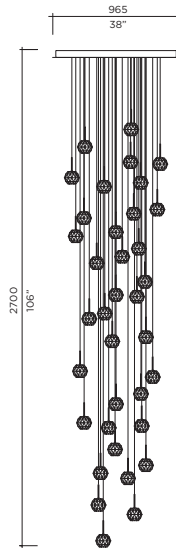
Model Size 100
 Ref. # 9MM.07.921.00
 Bulb G4 Bi-Pin 12v - 120V/220V
 9 x 10W (Standard lamp available)
 LED G-4 Bi-Pin LED 2700K
 120V/220V - 12V
 9 x 2W (optional)



Model Size 100
 Ref. # 14MM.07.921.00
 Bulb G4 Bi-Pin 12v - 120V/220V
 14 x 10W (Standard lamp available)
 LED G-4 Bi-Pin LED 2700K
 120V/220V - 12V
 14 x 2W (optional)



Model Size 100
 Ref. # 26MM.07.921.00
 Bulb G4 Bi-Pin 12v - 120V/220V
 26 x 10W (Standard lamp available)
 LED G-4 Bi-Pin LED 2700K
 120V/220V - 12V
 26 x 2W (optional)



Model Size 100
 Ref. # 36MM.07.921.00
 Bulb G4 Bi-Pin 12v - 120V/220V
 36 x 10W (Standard lamp available)
 LED G-4 Bi-Pin LED 2700K
 120V/220V - 12V
 36 x 2W (optional)

COLOUR OPTIONS

