

# Ceramic

## Material, Maintenance & Storing



### Material

These table tops / tiles are made of ceramic – an extremely durable material, which is ideal for outdoor use all year round.

Because the table top is made from a natural material, the colour shades may vary from table to table.

Tiles: There may be roughness on the edges and surface, which derive during the production and processing stages of manufacture.

### Handling

It is important to handle your table top with care and avoid setting it down hard or putting strain on the edges after the packaging has been removed.

Ceramic table tops should always be handled by two people and always carried in a vertical position after the packaging has been removed.

NOTE! Carrying the table top horizontally can cause cracks to form in the middle of the table top.

### Maintenance & cleaning

Clean the table top with a microfibre cloth.

Most stains can be removed with water and ordinary, gentle dishwashing detergent. For more stubborn stains, a dab of concentrated detergent can be effective.

Always wipe the table of afterwards with a clean cloth.

We recommend carefully cleaning of the table at least 2-3 times a year.

### Storing

We recommend covering the table top/furniture with a furniture cover in autumn and winter months for protection.

However, please note, that condensation can form under furniture covers, which can cause mould and mildew.

Therefore, make sure to lift the cover away from the furniture to ensure proper air circulation and minimise condensation.


If possible, it is best to store the table indoors during winter months to shelter it from the elements.

### Variants


Large tops and tiles




Basalt grey (CA)



Concrete grey (CB)




Light grey (TII)



Grey (TIG)



Fossil black (COB)



Fossil grey (COG)

For further questions, please contact [info@cane-line.com](mailto:info@cane-line.com) or visit [Cane-line.com](http://Cane-line.com)